Wiring deltas of easYgen-3400/3500-P1/P2 versus easYgen-3400XT/3500XT-P1/P2

Clemens - 2024-09-27 - easYgen-3000XT

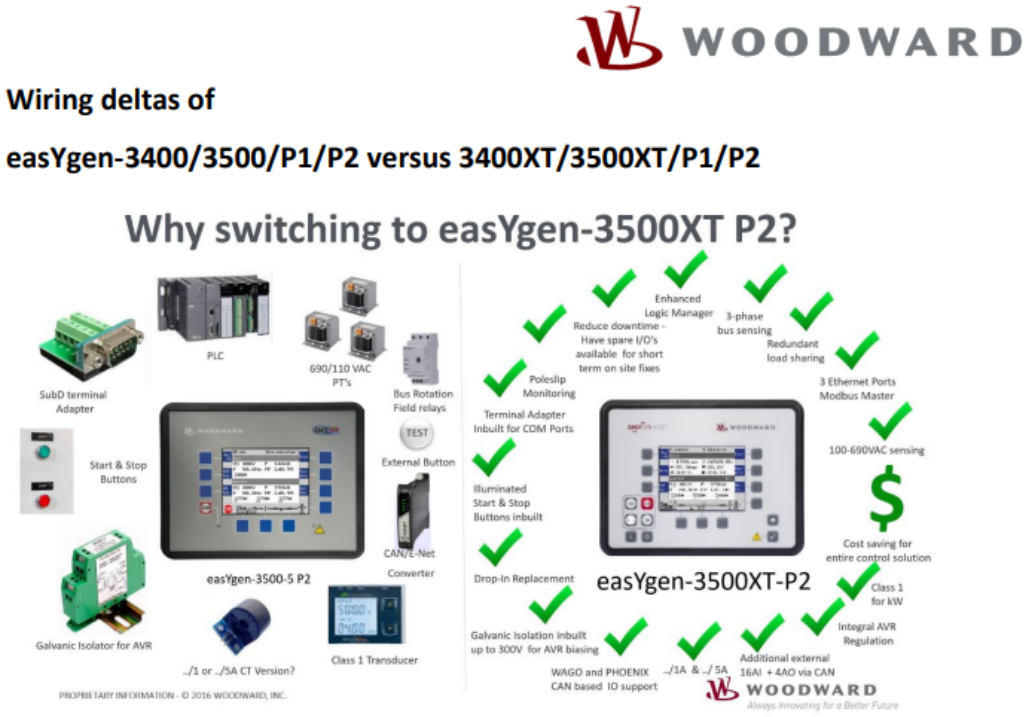

easYgen-3400-P1/P2-3500/P1-P2

many different part numbers like

8440-1934, -1935, -1936, -1937, -1945 and more ....

easYgen-3400XT-P1/P2, 3500XT-P1/P2

part numbers

P/N 8440-2084, -2085, -2087, -2088

https://easygen.us/legacy-product-replacement/

Mechanical dimensions of front panel mounted easYgen-3500XT are same like easYgen-3500. Mounting space for easYgen-3400XT is same and new control is not as high as old easYgen-3400. New easYgen-3000XT controls provide same easYgen-3000 Modbus and CANopen Protocols, so that there is no need to touch upper PLC or PMS Systems.

It is as well possible to mix old and new controls within application. Load share protocols are as well same. https://support.easygen.org/en/kb/articles/can-i-loadshare-different-easygen-2000-3000-xtcontrols Check

Check out as well our FAQ Database answering a lot of your daily easYgen-3000XT related questions https://support.easygen.org/en/kb

All easYgen-3000XT product specs, manuals, configuration files, drawings, STP 3D Models, XLS Modbus protocol and more you can get here https://wss.woodward.com/manuals/PGC/Forms/AllItems.aspx -2 - First board of easYgen-3400/3500 and 3400XT/3500XT is same like in easYgen-3100/3200 and 3100/3200XT, only difference is a third additional CANopen CAN 3 port and additional 2 Ethernet Ports

First board of easYgen-3400/3500 and 3400XT/3500XT is same like in easYgen-3100/3200 and 3100/3200XT, only difference is a third additional CANopen CAN 3 port and additional 2 Ethernet Ports.

AC Voltage Sensing inputs:

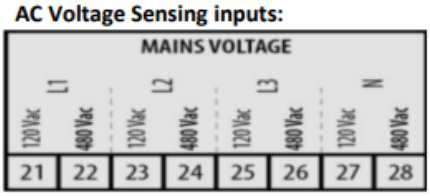

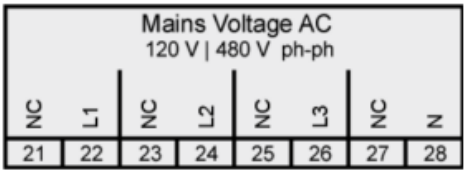

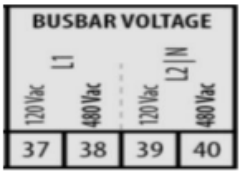

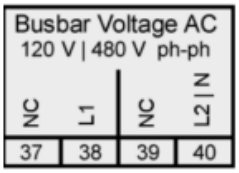

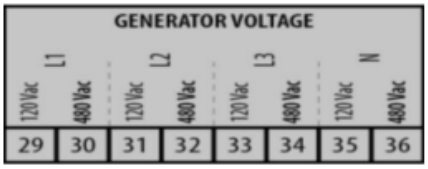

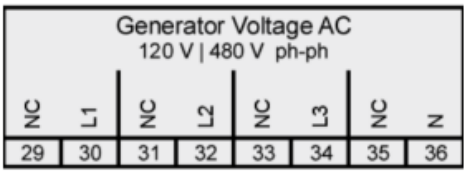

In old easYgen-3000 there are separate terminals for 120VAC and for 480VAC voltage sensing.

In easYgen-3400-XT/3500XT there is only a wide range voltage sensing input covering 120-690 VAC

AC current sensing:

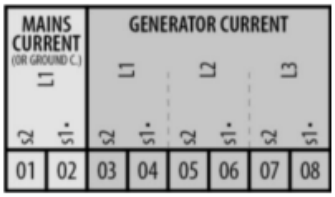

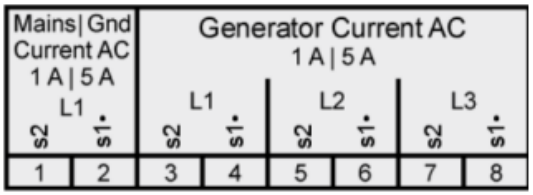

Old easYgen-3000 line had part numbers for ../1A or ../5A.

easYgen-3000XT can be used for ../1A or ../5A current sensing

Analog Inputs:

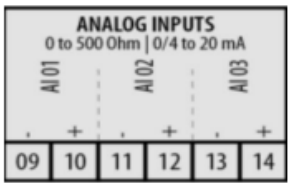

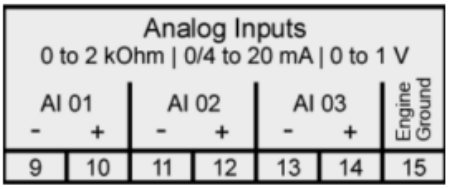

In old easYgen-3000 resistive senders up to 500Ohm and 0/4-20mA were supported. In 3000XT resistive inputs were increased to 2000Ohm and 0-1VDC senders are possible as well.

Analog Outputs:

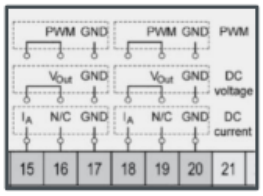

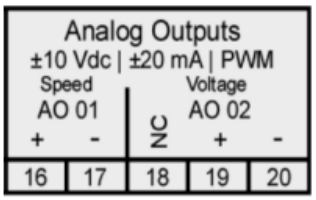

In old easYgen-3000 controls a short link was required to convert current signal into voltage signal. In 3000XT this is done internally, so easYgen-3000's terminal 15 is used in 3000XT for engine ground

Digital Inputs:

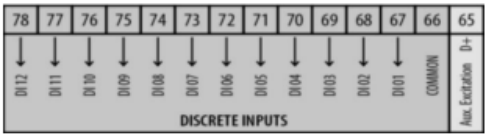

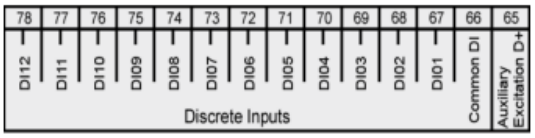

Digital Outputs:

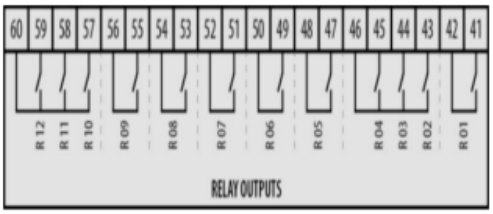

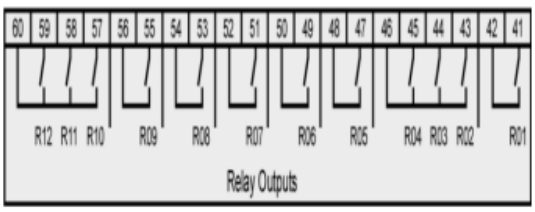

MPU Magnetic Pickup:



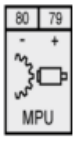

Power Supply:

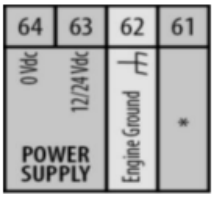

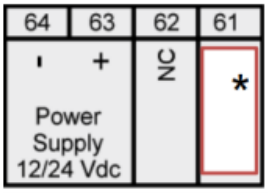

* pin 61
easYgen-3100: No connection
easYgen-3200: Protective earth

* pin 61
easYgen-3100XT-P1: No connection
easYgen-3200XT-P1: Protective earth

Communication Interfaces:



Old easYgen-3000 had D-sub sockets. RS232 port is used for Toolkit configuration. In easYgen-3000XT RS232 port was replaced by a USB 2.0 service port socket. In easYgen-3000XT D-sub sockets are replaced by terminals.

P2 second motherboard

easYgen-3400/3500-P2 and easYgen-3400XT/3500XT-P2 Packages have an additional second motherboard above first main motherboard.

P2 Packages have mainly additional digital/analog I/Os and transistor pulse outputs for kWh and kVArh counters. In easYgen-3400XT-P2 and 3500XT-P2 there is an additional 0/4-20mA output and a 3rd phase of Busbar voltage sensing.

Analog Inputs:

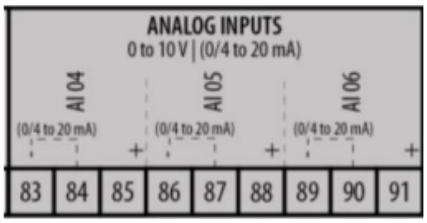

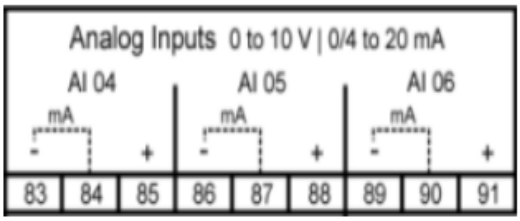

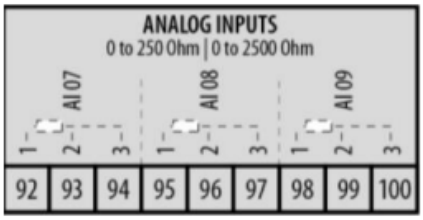

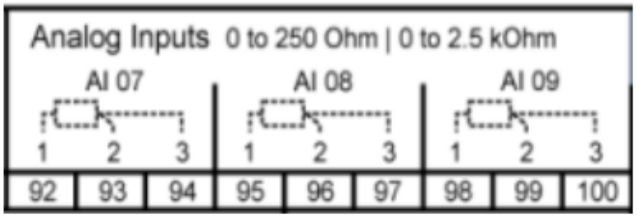

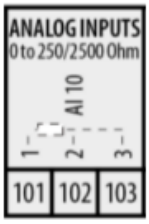

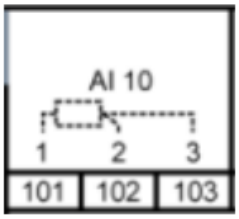

Analog Outputs:

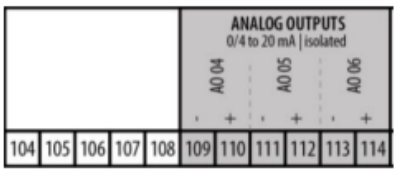

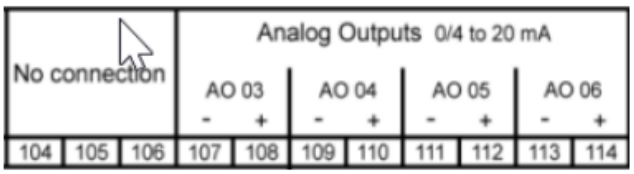

easYgen-3400XT-P2 and 3500XT-P2 has one additional 0/4-20mA Output at terminal 107-108.

Digital Outputs:

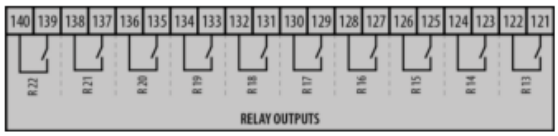

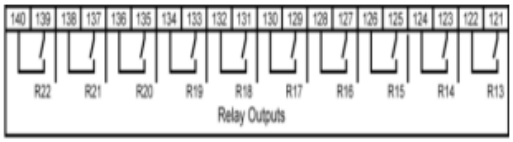

Digital Inputs:

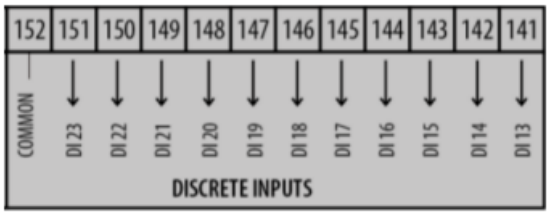

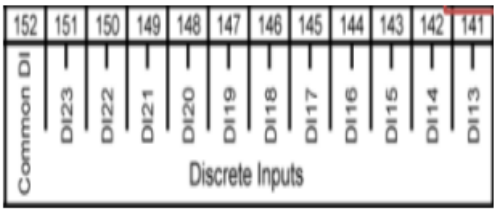

Sinking Outputs:

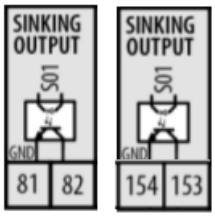

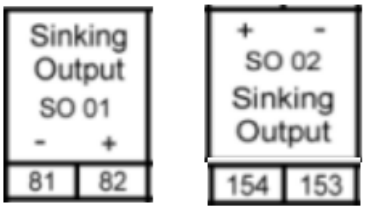

Terminals not used in easYgen-3400/3500

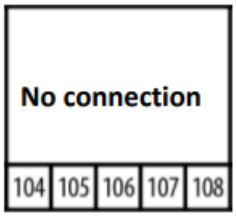

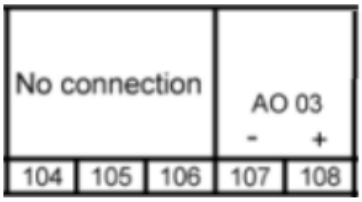

easYgen-3400XT-P2 and easYgen-3500XT-P2 has one additional Analog Output at terminal 107-108.

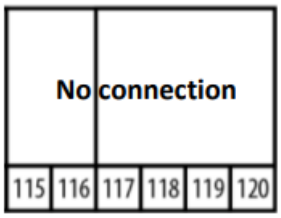

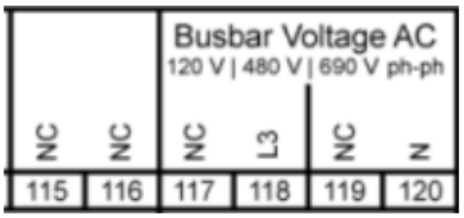

easYgen-3400XT-P2 and easYgen-3500XT-P2 has 3rd phase of busbar voltage sensing, which can be used for rotation check

