What are the differences between IKD1M and new IKD-IN-16 & IKD-OUT-16

Clemens - 2025-04-23 - external I/O

	IKD1M	IKD-IN-16	IKD-OUT-16
			
Housing dimensions (L x W x H mm)	168 x 128 x 51	108 x 90 x 61	162 x 90 x 61
I/O	**8x** discrete **inputs** **8x** configurable 3-pole relays **outputs** (Form C)	**16x** discrete **inputs**	**12 x** configurable 2-pole relay **outputs** (Form A) **4 x** configurable 3-pole relay **outputs** (Form C)
Power supply	12/24 VDC *(6 to 36 VDC)*	12/24 VDC *(9 to 35 VDC)*	24 VDC *(19 to 35 VDC)*
Annunciation	8x DI status LED	1x power LED 1x CAN LED 16x DI status LED	1x power LED 1x CAN LED
Configuration	PC tool and DPC cable	DIP switches for CAN address (1/2) and CAN speed (500/250 kbps) *No software programming required.*	
	Downloads	Downloads	Downloads

Note:

The new IKD modules have been designed to seamlessly communicate with easYgen devices without requiring a software update for the easYgens. This ensures that any easYgen or power management product previously supporting IKD modules will automatically support the new IKDs by default.
Please note that there may be exceptions with certain legacy products, such as GCP, where compatibility could vary.

A PDF article concerning the first (non-UL certified) generation IKD-IN-16 and IKD-OUT-16 is attached.

添付

- IKD-IN-16_IKD-OUT-16_quick_overview_14nov22.pdf (569.80 KB)