switch between Starter Battery 1 and Battery 2 function in easYgen-3000XT

Clemens - 2024-09-27 - easYgen-3000XT

In most emergency installations, the backup gensets equipped with two independent starter batteries.

The following programming example shows how two relay outputs are energized in turn when discrete input DI 9 is energized. For the first time, relay 11 will be energized, the second time, relay 12 will be energized, then relay 11…and so on.

This programming may be used to change between two battery sets for each starting cycle. Therefore DI 9 must be used to start the engine also / or use the DI which starts the engine, default is DI 2. Or any other input command may be used instead of DI 9, for example the command “03.06 Engine released”.

This example uses:
DI 9; Flag 02; Flag 03; Flag 04; Flag 05; DO 11; DO 12

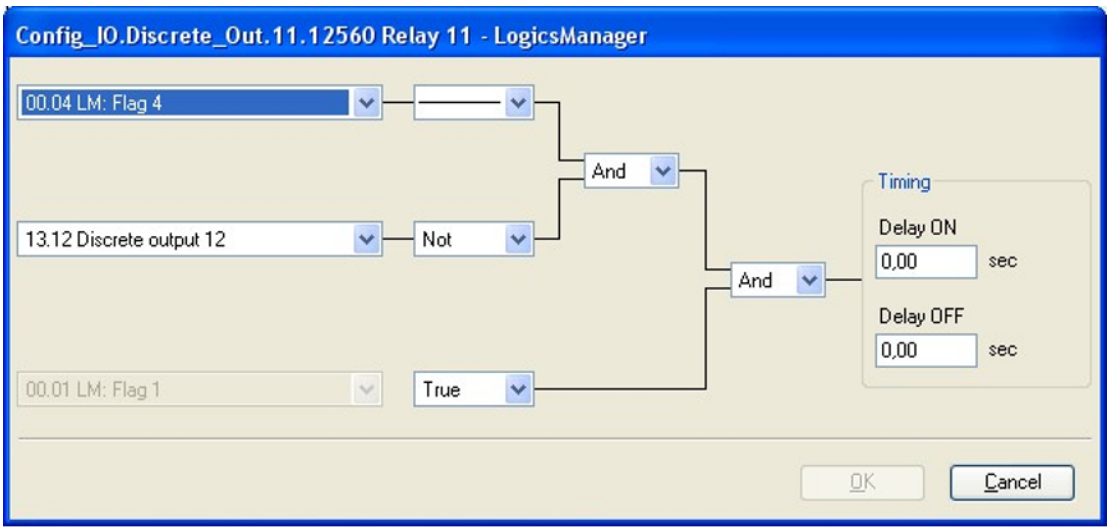
Config_IO.Discrete_Out.11.12560 Relay 11 - LogicsManager
00.04 LM: Flag 4
13.12 Discrete output 12
Not
00.01 LM: Flag 1
True
And
And
Timing
Delay ON
0,00
sec
Delay OFF
0,00
sec
OK
Cancel

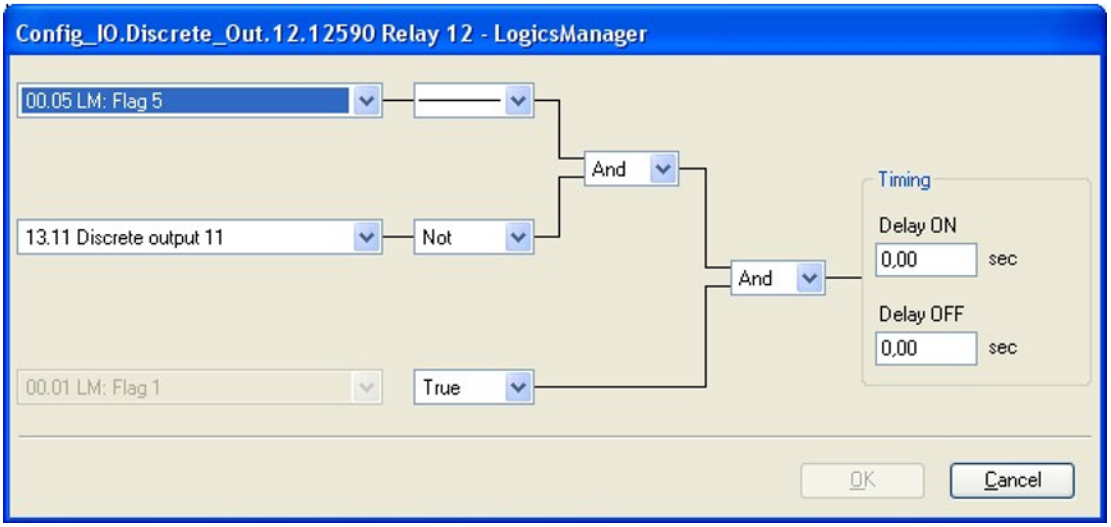
Config_IO.Discrete_Out.12.12590 Relay 12 - LogicsManager
00.05 LM: Flag 5
13.11 Discrete output 11
Not
00.01 LM: Flag 1
True
And
And
Timing
Delay ON
0,00
sec
Delay OFF
0,00
sec
OK
Cancel

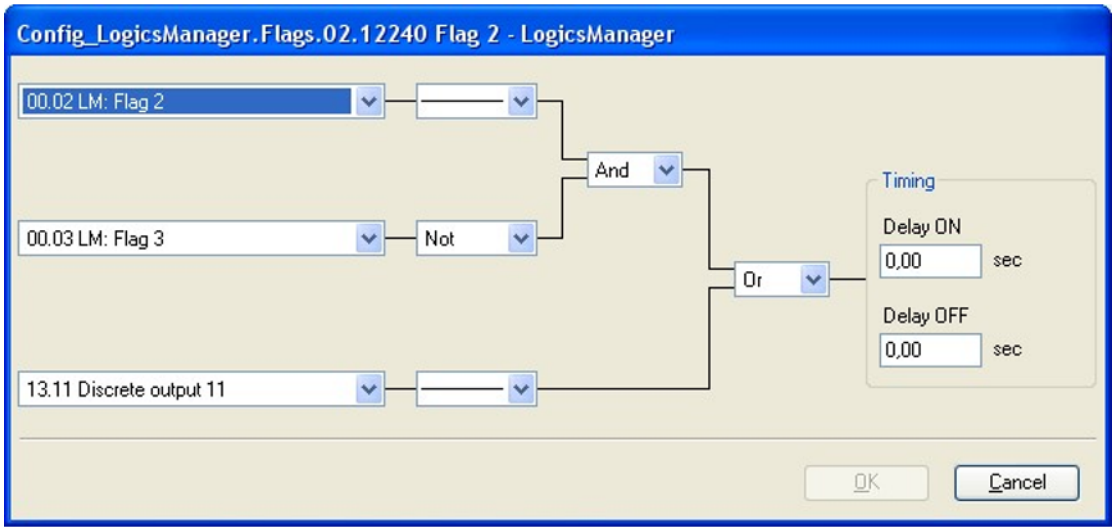
Config_LogicsManager.Flags.02.12240 Flag 2 - LogicsManager
00.02 LM: Flag 2
00.03 LM: Flag 3
Not
13.11 Discrete output 11
And
Or
Timing
Delay ON
0,00
sec
Delay OFF
0,00
sec
OK
Cancel

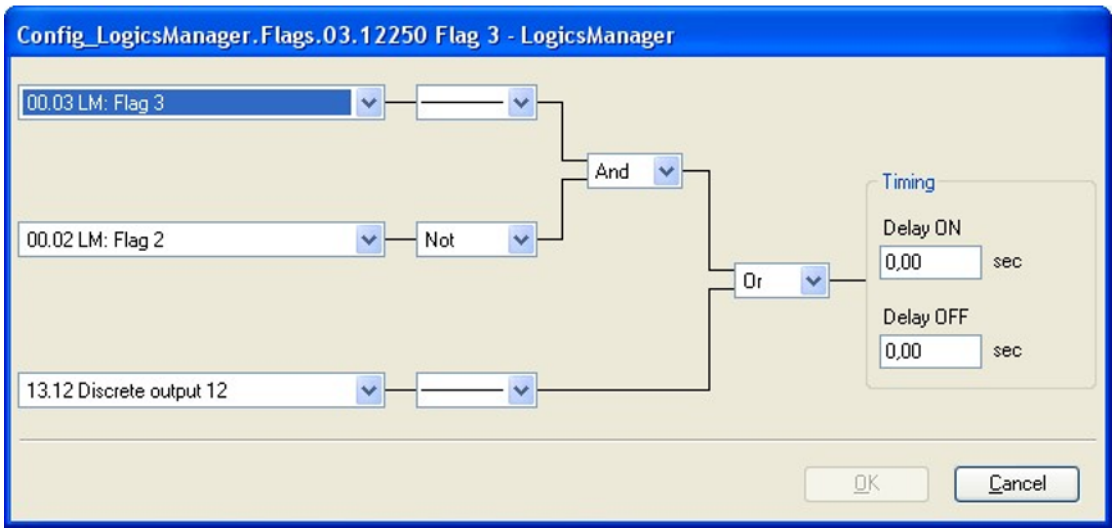
Config_LogicsManager.Flags.03.12250 Flag 3 - LogicsManager
00.03 LM: Flag 3
00.02 LM: Flag 2
Not
13.12 Discrete output 12
And
Or
Timing
Delay ON
0,00
sec
Delay OFF
0,00
sec
OK
Cancel

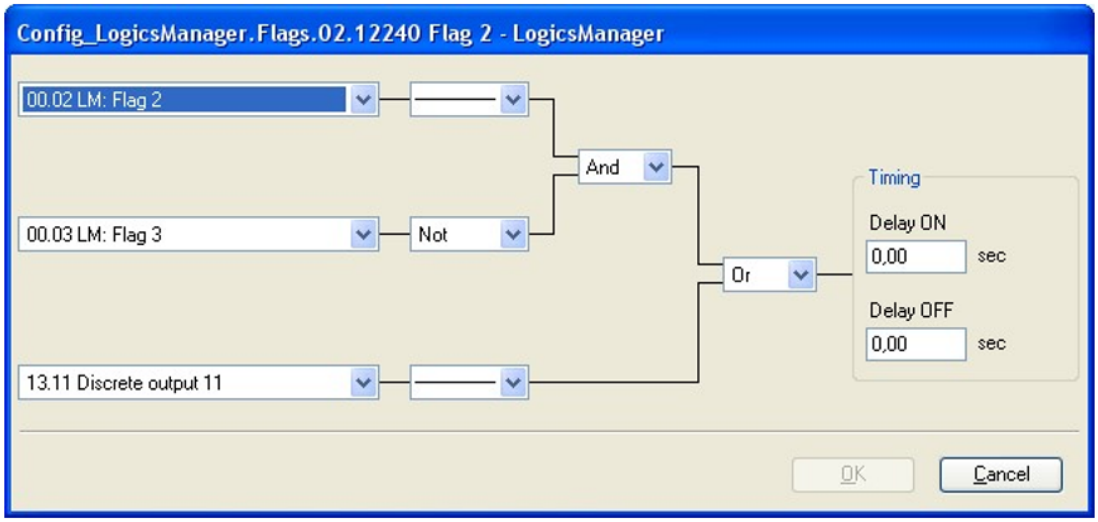
Config_LogicsManager.Flags.02.12240 Flag 2 - LogicsManager
00.02 LM: Flag 2
00.03 LM: Flag 3
Not
13.11 Discrete output 11
And
Or
Timing
Delay ON
0,00
sec
Delay OFF
0,00
sec
OK
Cancel

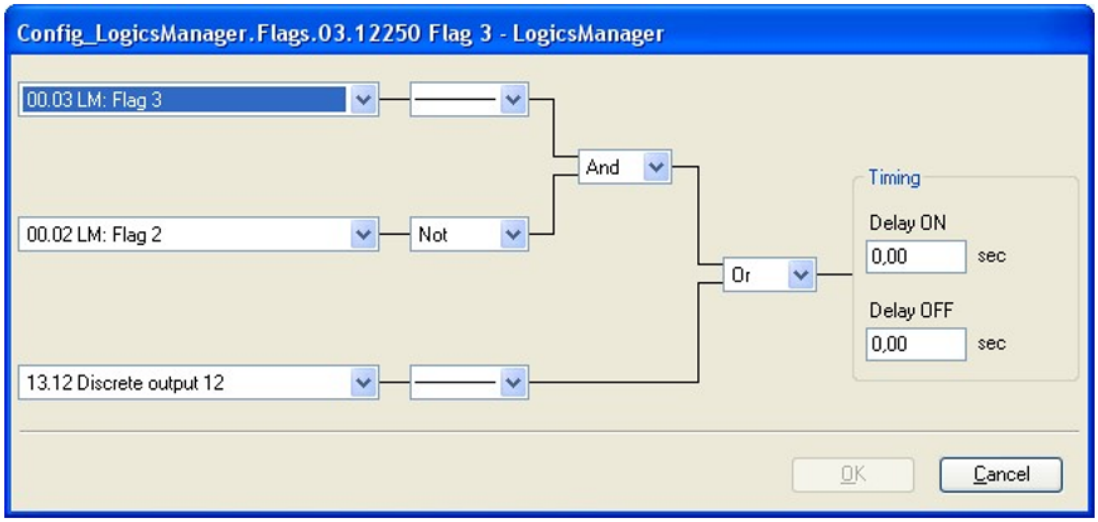
Config_LogicsManager.Flags.03.12250 Flag 3 - LogicsManager
00.03 LM: Flag 3
00.02 LM: Flag 2
Not
13.12 Discrete output 12
And
Or
Timing
Delay ON
0,00
sec
Delay OFF
0,00
sec
OK
Cancel

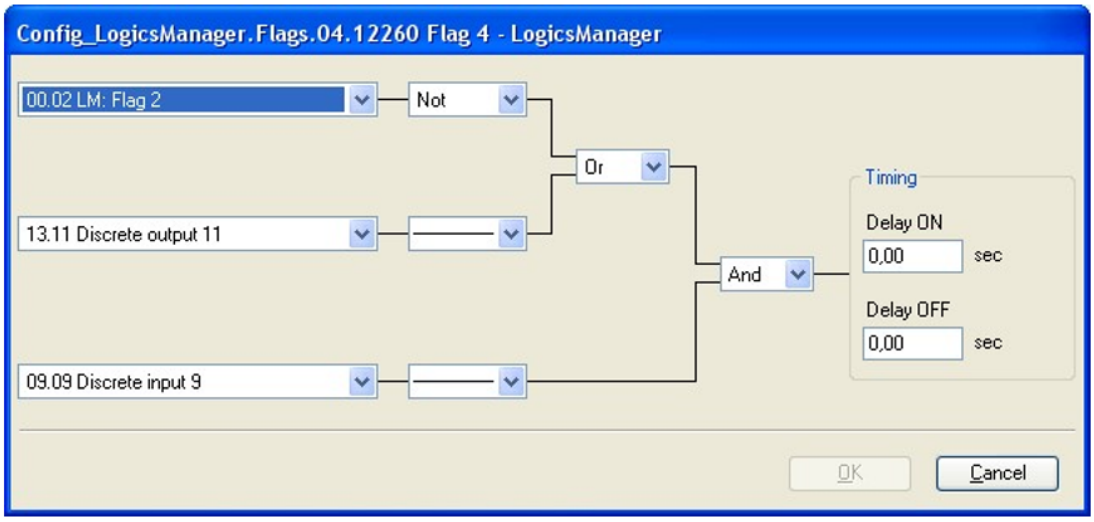
Config_LogicsManager.Flags.04.12260 Flag 4 - LogicsManager
00.02 LM: Flag 2
Not
13.11 Discrete output 11
Or
09.09 Discrete input 9
And
Timing
Delay ON
0,00
sec
Delay OFF
0,00
sec
OK
Cancel

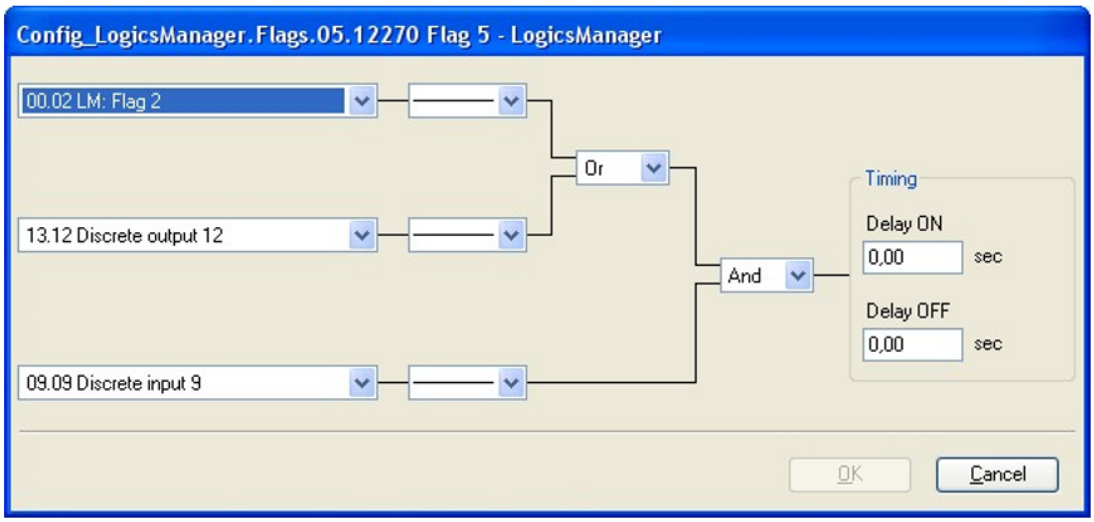
Config_LogicsManager.Flags.05.12270 Flag 5 - LogicsManager
00.02 LM: Flag 2
13.12 Discrete output 12
Or
09.09 Discrete input 9
And
Timing
Delay ON
0,00
sec
Delay OFF
0,00
sec
OK
Cancel