Connect DTSC-200 or 200A to an easYlite-100 remote annunicator

Clemens - 2024-09-27 - DTSC-200



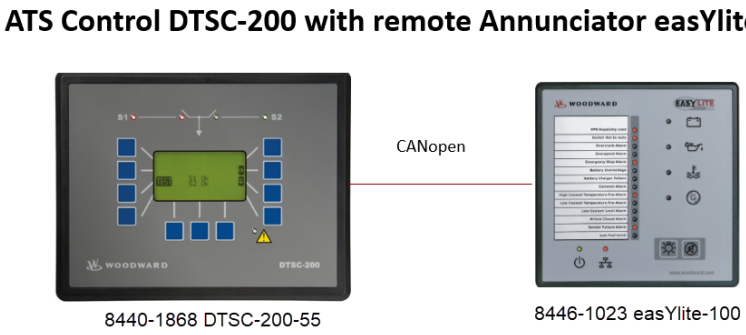

Configuration example

Configuration DTSC-200:



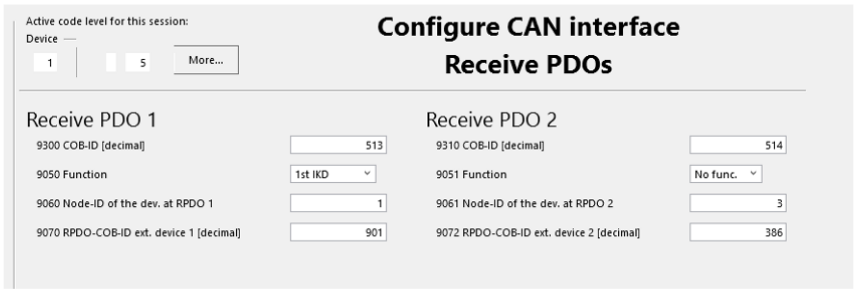

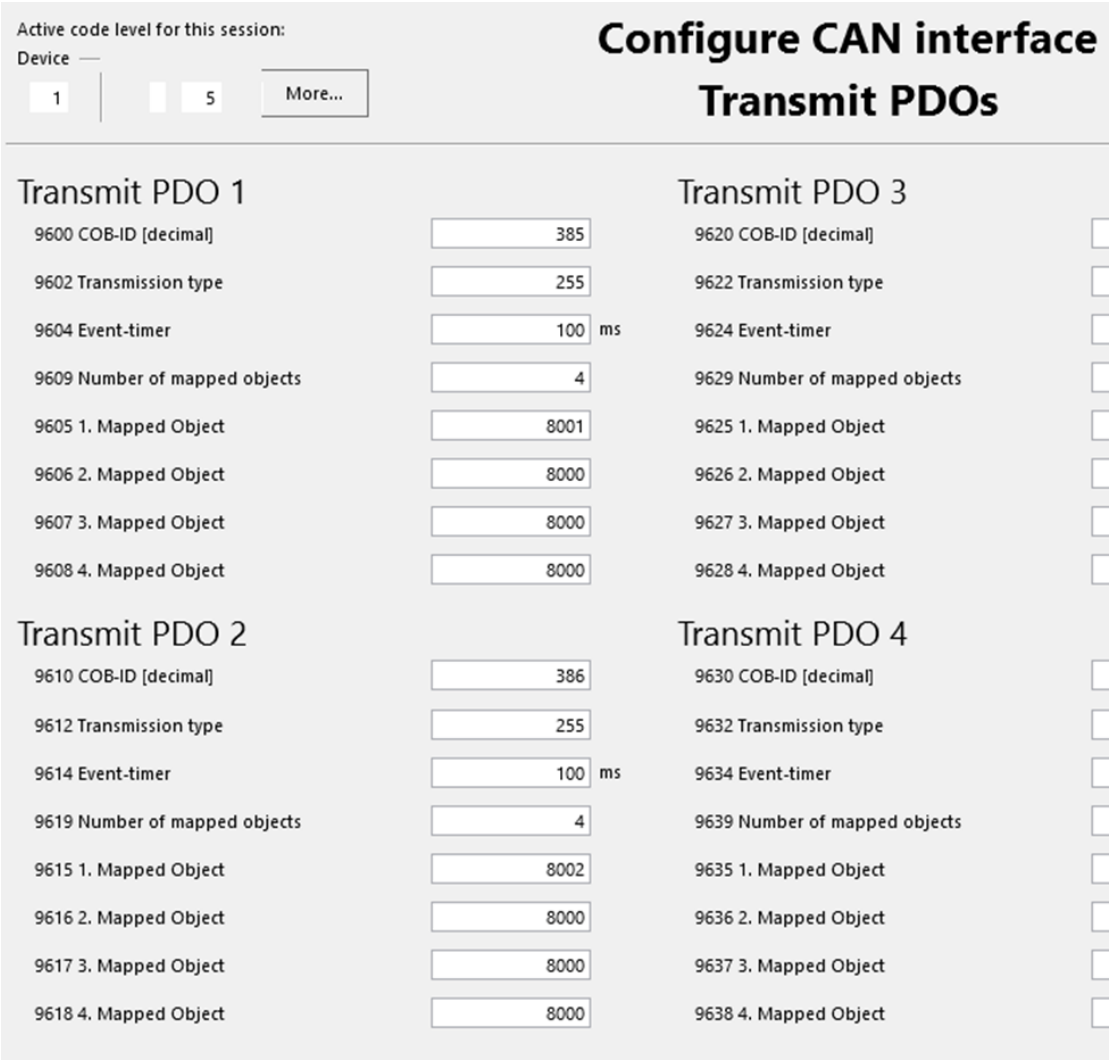

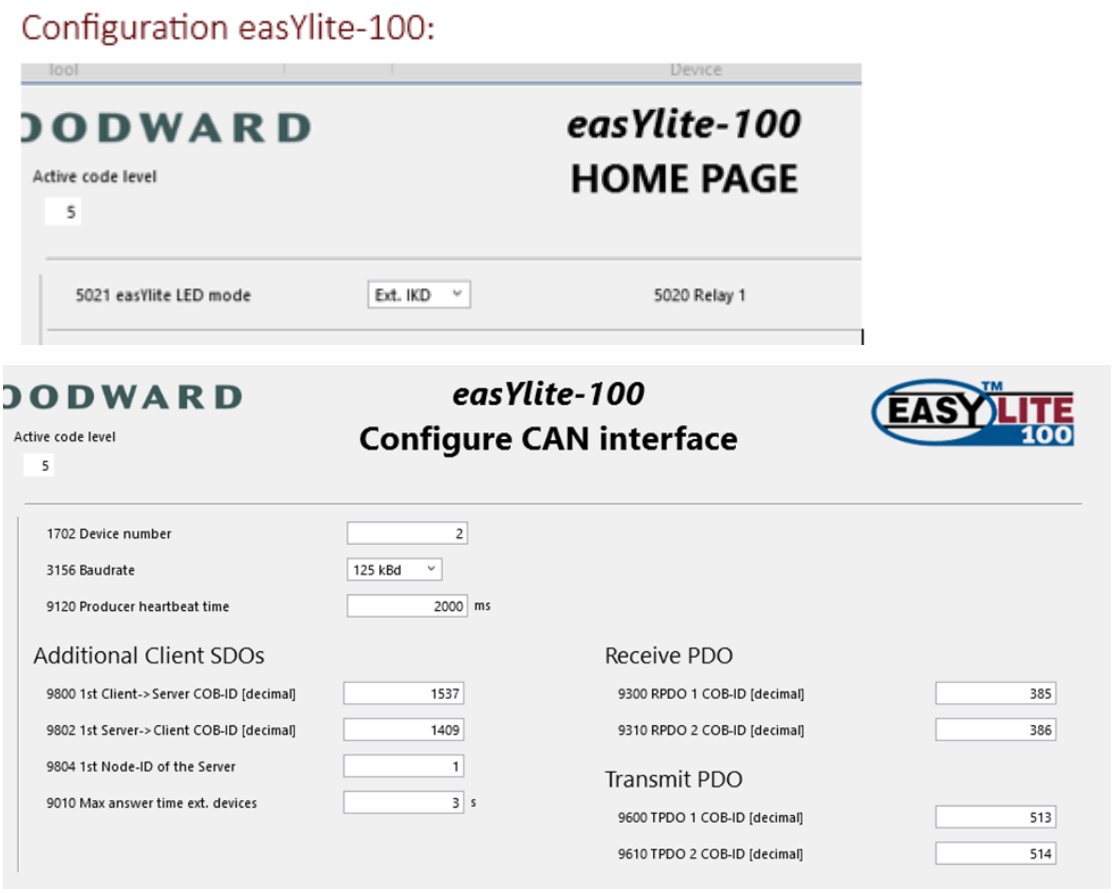

DTSC -200 external DIs:

Status external DI 2 is active as long as the “Acknowledge” button at the easYlite-100 is pressed.

Status external DI 3 is active if a fault is latched in the easYlite-100.

DTSC -200 external DOs:

The external DOs 1-14 control the 14 LEDs at the paper strip.

DO 15 controls the LED with the icon „Oil Pressure“

DO 16 controls the LED with the icon „Coolant temp.“

All Documents and more:

https://wss.woodward.com/manuals/PGC/Accessories/easYlite-100

https://wss.woodward.com/manuals/PGC/DTSC_series/DTSC-200

https://wss.woodward.com/manuals/PGC/DTSC_series/DTSC-200A

DTSC-200 /200A are connected to easYlite-100 only, easYlite-200 is not supported so far.

Keep in mind if an easYlite-100 is connected to DTSC-200/200A , IKD1M expansion card cannot added additionaly to easYlite-100.