What are differences between DTSC-200A and DTSC-200 ?

Clemens - 2025-08-25 - DTSC-200

DTSC-200A



8440-2297 DTSC-200A-352-P1 with RS485 Modbus

8440-2323 DTSC-200A-352-P2 additional Ethernet ModbusTCP

DTSC-200

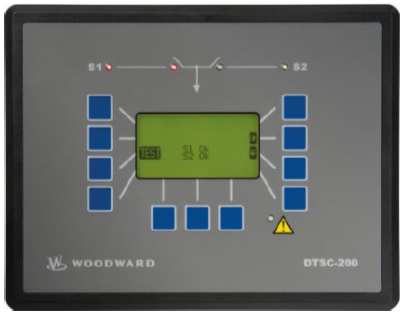

8440-1868 DTSC-200--55B

AC Measurement:

	DTSC-200A	DTSC-200	Comments
Source 1/2 voltage	U(PH-GROUND); 173VAC according to UL6200	U(PH-GROUND); 300VAC	May require additional PT
Accuracy	30...60V: 1.5% 60V...173V: 1% according to UL6200	1%	Acceptable for motor load disconnect
Terminal diagram		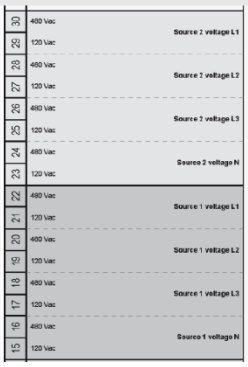	Wiring difference, no separate terminals for 120 Vac input.

Load current	3ph., common return, 5A, 10A linear measurement	3ph., common return, 1A/5A, 15A linear measurement	1. 3 level load protection provided 2. Only 5A current input supported
Accuracy	1%	1%	
Terminal diagram	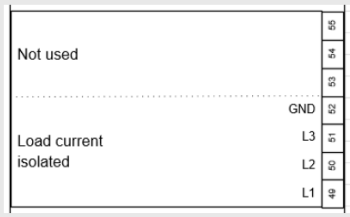		Wiring difference

I/O:

	DTSC-200A	DTSC-200	Comments
Relay outputs	R01: Ready for operation relay not available. A relay can be programmed with configurable ON delay.	R01: Ready to operation tied to CPU monitoring. Programmable via LM	Overall, one less relay
Load	R02...R04 7Aac@250Vac R05, R06 2Adc@24Vdc R07...R09 3Adc@28Vdc	R01...R04 2Aac@250Vac or 2Adc@24Vdc R05...R09 10Aac@250Vac	May require additional amplifier relay
Terminal diagram		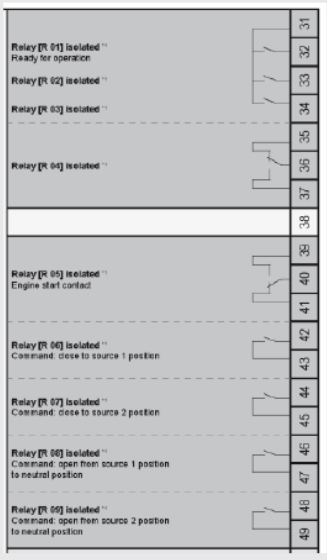	Wiring difference

Discrete inputs			DI common connected to B-

Interfaces:

	DTSC-200A	DTSC-200	Comments
CAN	120 Ohm termination populated	External termination	To be installed first or last on the CAN line
			Wiring difference
RS-485	Half duplex	Full duplex	Should be sufficient in most cases
	  ModbusTCP only in DTSC-200A-P2		2 wires instead 4
Service Port	USB (mini)	DPC	No extra/special cable required for programming
Others	Ethernet, RS-232, SD card support available on HW but not activated	–	Additional interfaces not supported (evtl. in rev. B)

Others:

	DTSC-200A	DTSC-200	Comments
Display	480x272 dots 4.3' LCD	2.3' (128x64dots, monochrome)	Bigger and finer display with tactile buttons
RTC	Super cap buffered	Battery buffered	the battery lasts ca. 2 weeks. The clock can then be set via HMI/ToolKit
Power supply	8...35Vdc	8...40Vdc	OK in most cases

What are the differences of DTSC-200A and DTSC-200

- only ..5A Variant available
- no need for DPC-1 or DPC-USB cable, USB cable requires
- slightly different form factor
- maintanance free - no battery inside
- Partnumber: 8440-2297 DTSC-200A-352-P1
- Partnumber: 8440-2323 DTSC-200A-352-P2
- B37939 MANUAL-TM DTSC-200A INSTALLATION
- B37940 MANUAL-TM DTSC-200A CONFIGURATION
- B37941 MANUAL-TM DTSC-200A OPERATION
- B37942 MANUAL-TM DTSC-200A APPLICATION
- B37943 MANUAL-TM DTSC-200A INTERFACES
- https://wss.woodward.com/manuals/PGC/DTSC_series/DTSC-200A