I want to provide a 0/4-20mA powerfactor setpoint signal to easYgen-3000XT

Clemens - 2024-09-27 - easYgen-3000XT

easYgens powerfactor angle is measured based on current L1 and between voltage L1/L2 lines

You need to enter percentage values for power factor / cosphi setpoints not absolute values.

For example, if you want to have a setpoint from 0,80 capacitive (Capacitive loads are leading (current leads voltage) to 0,20 inductive (inductive loads are lagging (current lags voltage)

 you need to enter 40 for minimum and 90 for maximum value at the parameters for the used analog input.

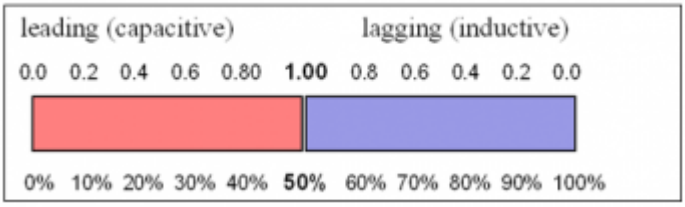

Configuration of the AM on Setpoint page:

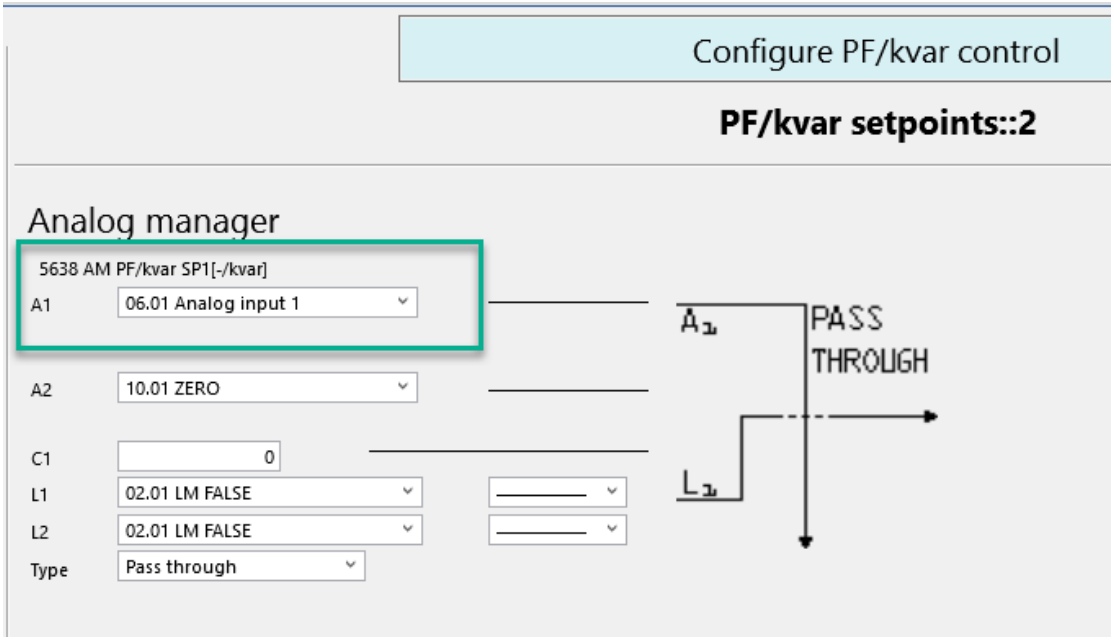

Configuration Analog input

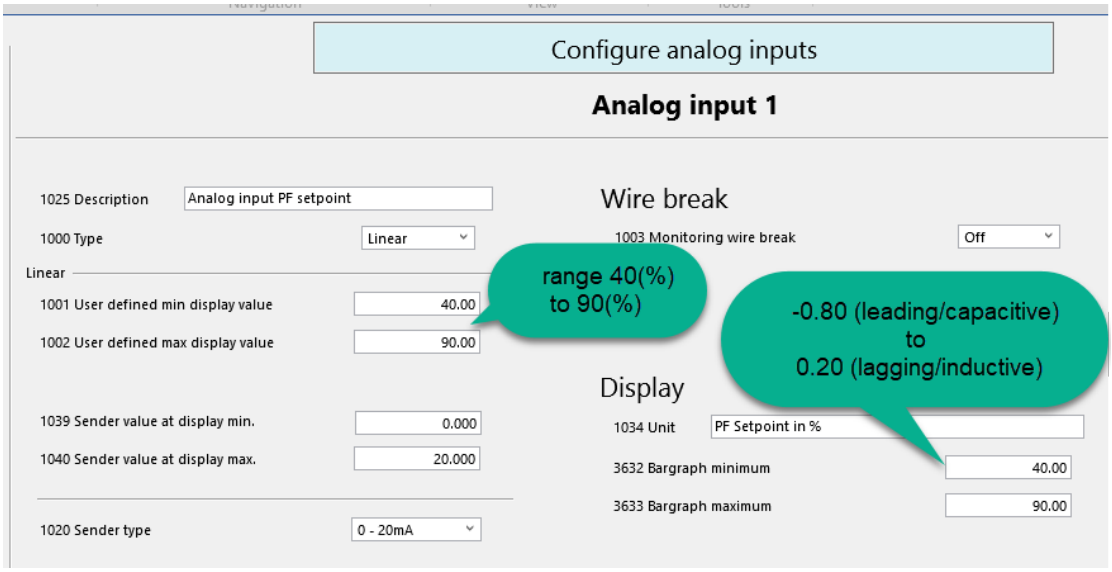
Configure analog inputs
Analog input 1
1025 Description
Analog input PF setpoint
1000 Type
Linear
Linear
1001 User defined min display value
40.00
1002 User defined max display value
90.00
1039 Sender value at display min.
0.000
1040 Sender value at display max.
20.000
1020 Sender type
0 - 20mA
Wire break
1003 Monitoring wire break
Off
range 40(%) to 90(%)
-0.80 (leading/capacitive) to 0.20 (lagging/inductive)
Display
1034 Unit
PF Setpoint in %
3632 Bargraph minimum
40.00
3633 Bargraph maximum
90.00